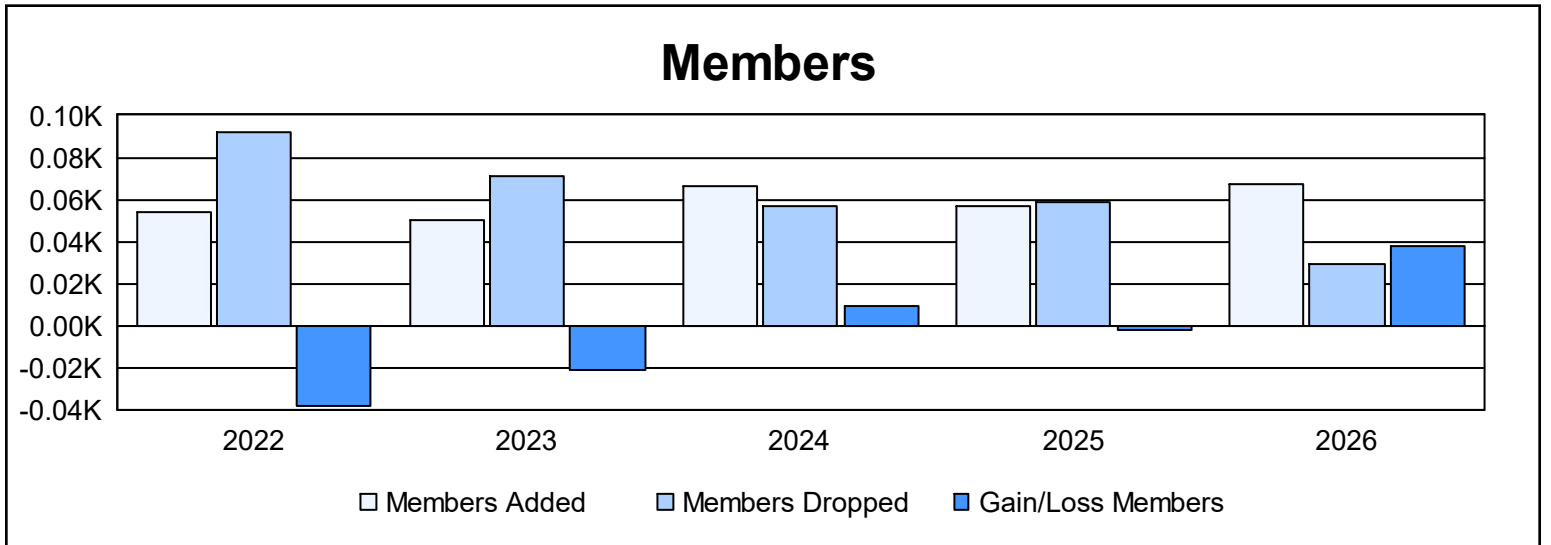
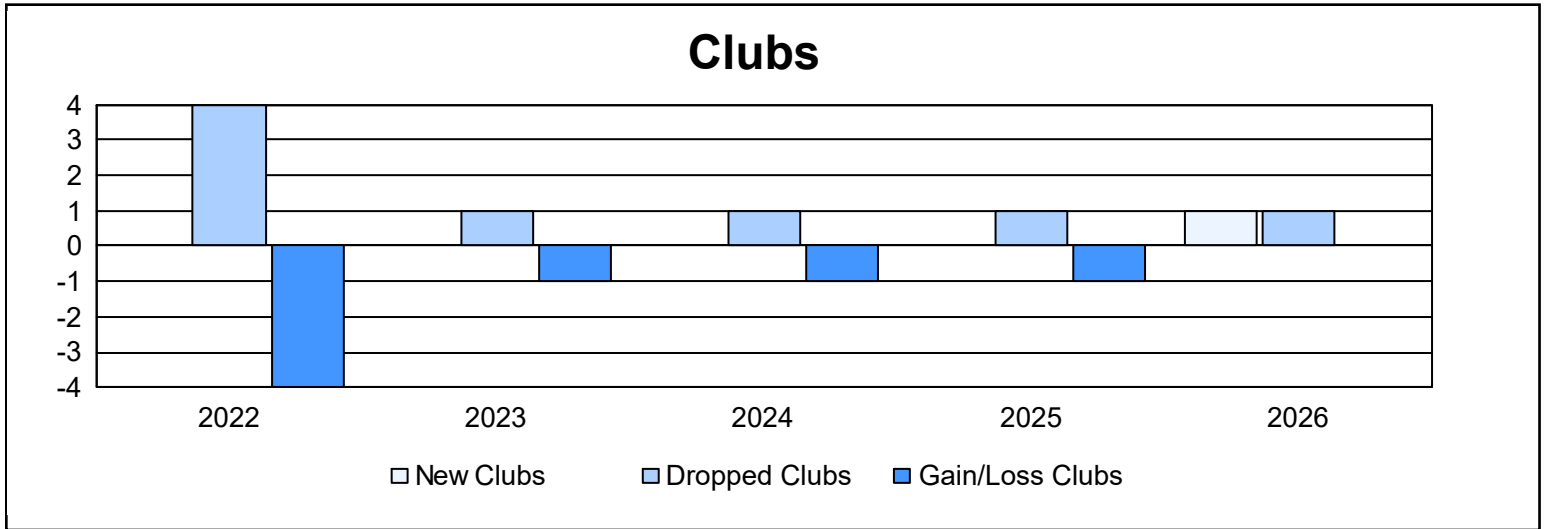
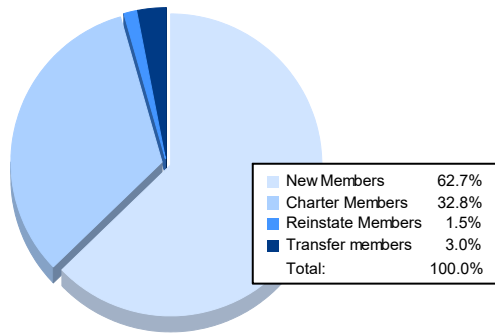


Year	New Clubs	Dropped Clubs	Gain/ Loss Clubs	New Members	Charter Members	Reinstate Members	Transfer Members	Total Member Added	Total Members Dropped	Gain/ Loss Members
2021-2022	0	4	-4	48	0	1	5	54	92	-38
2022-2023	0	1	-1	42	0	1	7	50	71	-21
2023-2024	0	1	-1	61	0	1	4	66	57	9
2024-2025	0	1	-1	51	0	2	4	57	59	-2
2025-2026	1	1	0	42	22	1	2	67	29	38
<b>Average</b>	<b>0</b>	<b>2</b>	<b>-1</b>	<b>49</b>	<b>4</b>	<b>1</b>	<b>4</b>	<b>59</b>	<b>62</b>	<b>-3</b>



### Membership Composition April 2026 Cumulative



### Gender Composition April 2026 Cumulative

